

Term 2 Practice Assessment

Please complete with your child and return by January 9th. Parent Initials: _____

Part 1: Language Arts

Write your first name correctly. One capital letter and the rest lower case, form letters correctly from the top down, use proper spacing and neat formation.

Uppercase Letter Names: Put a check mark above each correct letter.

V M A S P T I N C

H Y D E L Z R G J

Q X K U W F B O

Lowercase Letter Names: Put a check mark above each correct letter.

Lowercase Letter Sounds: Put a check mark below each correct letter.

c f i b m o a n v

e w h l p r t d y

j q k s u x g z

Sight Words

These are words they should memorize (not sound out). Allow 5 seconds per word. Put a check mark above each correct word.

I a is this said has we go are

and was with like have you little

he me can see play do here

look the to for what she my

Blending: (Read these sounds to the child and have them tell you the word. Say, "What word do these sounds make?" Put a check mark above each correct word.)

/c/a/p/ /f/i/t/ /b/e/d/ /r/o/s/e/ (silent e)

Segmenting: (Read each word to your child and have them tell you the sounds. Say, "Tap it out." Put a check mark above each correct sound; there are 3 per word.)

fun (/f/u/n/) top (t/o/p/) sit (/s/i/t/)

man (/m/a/n/)

Part 2: Mathematics

Count to 100 by ones _____

(Write the number counted to without error. 20 is the requirement at end of Term 2.)

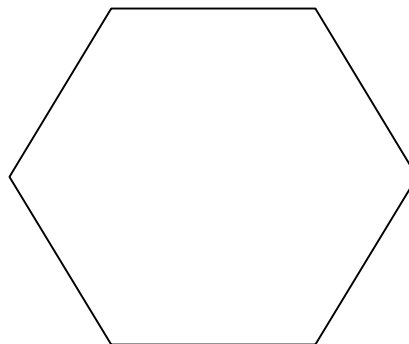
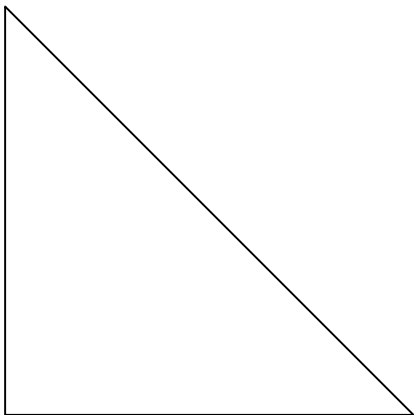


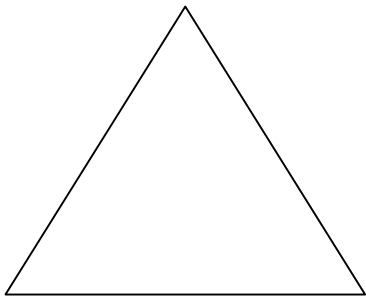


Identify Numbers: (Put a check mark above each correct number.)

2 6 10 3 0 8 5 7 4 9 1

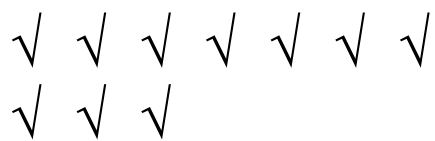
15 18 12 17 11 16 20 14 13 19

Identify two-dimensional shapes:

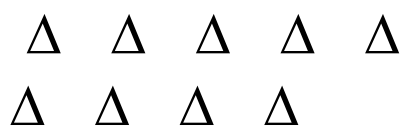
(Put a check mark above each correctly identified shape.)



Counting Objects: Say, "Count the objects below and circle the correct answer.
You may touch them when you count."



- 8
- 12
- 10



- 9
- 7
- 6



- 5
- 7
- 8



- 9
- 8
- 6